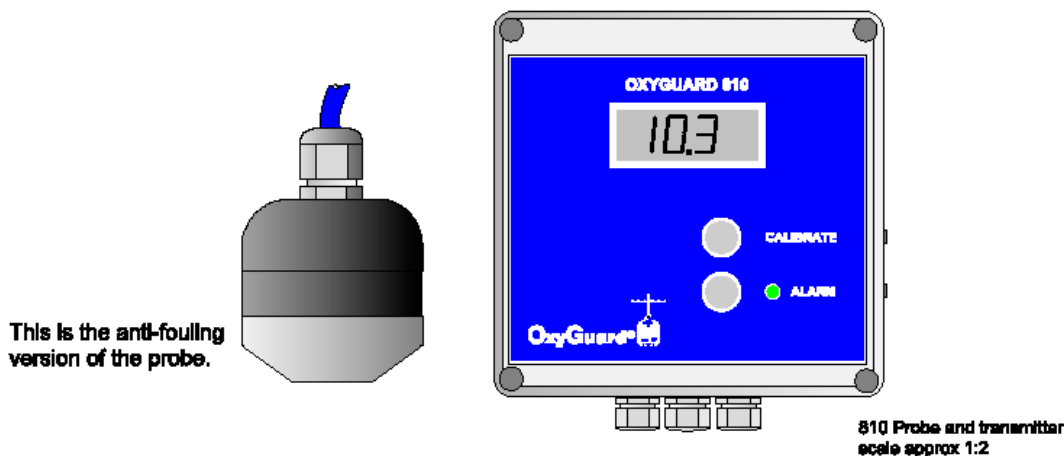


*dissolved oxygen meter with limit switch for aquaculture, water treatment etc.*



OxyGuard 810 makes it easy and straightforward to measure dissolved oxygen in shrimp farms and elsewhere a 4-20 mA analogue output and a single limit switch for alarm or aerator control is needed. The Model 810 consists of a mains-powered transmitter and a probe. It has exceptional long term stability and needs very little maintenance.

The OxyGuard Pioneer and EasyCal are recommended for even greater ease of use. The Pioneer mounting unit places the probe 30 cm under the surface in a flexible pipe. The probe stays cleaner longer and will not be damaged by floating objects. It can easily be taken up for inspection. The EasyCal makes calibration really easy - it saturates the water near the membrane with air so that the probe is calibrated where it measures - in the water. There is no temperature equalization to wait for - just press the "Calibrate" button and adjust to 100 on the display.

### **The Model 810 has the following advantages:**

- \* Exceptional long-term stability.
- \* Very long calibration and cleaning intervals (6-12 months or more).
- \* Very long lifetime without renovation.
- \* **No replacement sensor tips or similar - an OxyGuard probe "lasts forever".**
- \* Very strong membrane, nearly impossible to damage, but that anyone can replace in a few minutes if need be. Spares are shipped with the unit.
- \* NO CALIBRATION TABLES - adjust to 100, ALWAYS.
- \* Mains powered with built-in loop power supply.
- \* 4-20 mA analogue output.
- \* One potential-free alarm or limit contact output.
- \* Can show either ppm (mg/l) or % saturation.
- \* Galvanic isolation between probe and output.
- \* True zero - no zero adjustment.
- \* Gives more precise aeration control for optimal operation and economy.
- \* Easy to use - no microprocessor programming.

***Model 810 is easy to install, use and maintain - at low cost!***

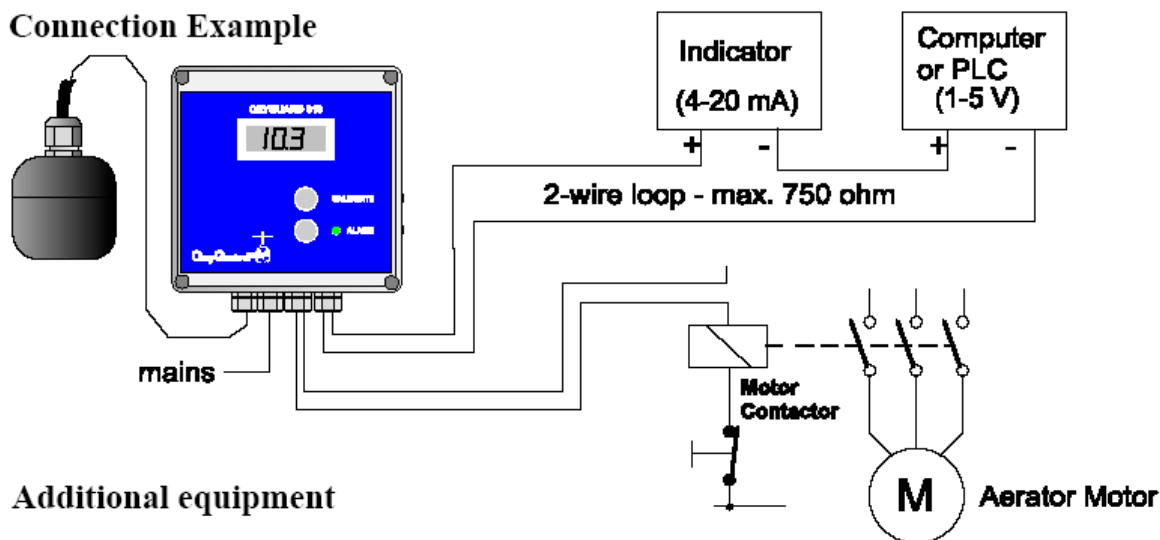
## Specifications:

Dimensions	Probe Diameter = 58 mm, length = 56 mm. Supplied with 10 m cable. Display-transmitter 121 x 119 x 60 mm (w x h x d). 4 mounting holes 4.1mm dia on centers 90 mm (width) x 110 mm (height).
Principle of Measurement:	Galvanic cell, self polarizing, fully temperature compensated.
Operating Conditions:	-20 to + 60°C. Probe 0 to +50°C.
Minimum Flow Requirement:	Dependent on DO and temperature, typically 1 cm/sec.
Current Loop Supply:	Built-in, nominal 12 V DC, max loop resistance 750 ohm.
Input/Output Isolation:	1000 V RMS input/output.
Range:	0-20 mg/l. Press "calibrate" to see % saturation.
Accuracy:	Error less than +/- 2% of actual value when calibrated using the EasyCal, or when measuring temperature is the same as calibrating temperature (barometric pressure unchanged). The probe has true zero.
Response Time:	90% of end value within 2 minutes.
Delivery comprises:	Probe with 10 m cable, transmitter, membrane set, 50 ml electrolyte, cleaning pad.

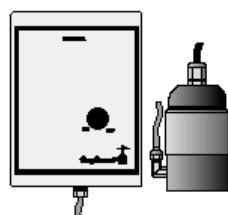
## Ordering Information:

B06C250: OxyGuard 810 for 230 V AC  
 B06C110: OxyGuard 810 for 110 V AC  
 On request the above can be supplied with a back-lit display.

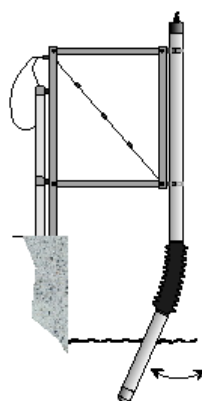
## Connection Example



## Additional equipment



With an EasyCal calibrator you can calibrate the 810 in just 2 minutes!  
 Order number D082.



The Pioneer mount places the probe in a flexible holder 30 cm under the surface.

Deposits and damage are avoided, and the probe can easily be lifted for inspection.

Order number D0703

Data subject to change without notice  
 B06 810 brochure gb 0803



**J+J AUTOMATYCY Janusz Mazan**  
 80-388 Gdańsk ul. Beniowskiego 2E5  
 BIURO TECHNICZNO-HANDLOWE  
 80-259 Gdańsk ul. Obywatelska 1  
 tel./fax: +48 (058) 520-27-26

NIP: 584-165-64-40  
[www.jjautomatycy.pl](http://www.jjautomatycy.pl)

REGON:192813850  
[jjautomatycy@jjautomatycy.pl](mailto:jjautomatycy@jjautomatycy.pl)